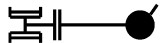


RECYCLED WATER LEGEND (USE APPROPRIATE SYMBOLS)


 B.O. (STEEL PIPE 12" AND LARGER) PB-18

 B.O. (A.C.P. / D.I.P. / P.V.C. PIPE) PB-18

 COMBINATION A.V. & A.R.

 SERVICE CONNECTION WITHOUT METER

 SERVICE CONNECTION WITH METER


 REDUCED PRESSURE BACKFLOW DEVICE B-597

 DOUBLE CHECK BACKFLOW ASSEMBLY B-966, B-967 & B-968


 RESILIENT SEAT GATE VALVE FxF

 RESILIENT SEAT GATE VALVE HxH

 CLOSED VALVE

 FxH ADAPTER

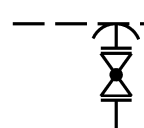
 FxF ECCENTRIC REDUCER

 PRESSURE REGULATOR

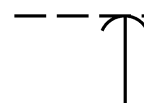
 EXISTING OR PROPOSED RECYCLED WATERLINE (BY OTHERS)

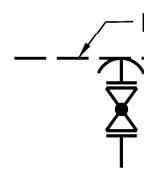
 RECYCLED WATERLINE

DRY TAPS

 IF EXIST. REC. W/L IS STEEL
 DRY TAP EXISTING ___" REC. W/L WITH ___" x ___" SADDLE OUTLET CONNECTION WITH ___" FxF R.S.G.V. BY EMWD'S APPROVED CONTRACTOR AT DEVELOPER'S EXPENSE. INSTALL ___" FxH ADAPTER, RESTRAIN (P.V.C. OR D.I.) OR WELD JOINTS (STEEL) AS REQUIRED. SHUTDOWN AND DEWATERING OF REC. W/L WILL BE REQUIRED. INTERIOR OF TAPPED REC. W/L SHALL BE RELINED AFTER DRY TAP AT THE DIRECTION OF EMWD INSPECTOR.

WET TAPS

 HOT TAP EXISTING ___" REC. W/L WITH ___" x ___" SERVICE CLAMP WITH ___" CORP. STOP BY EMWD'S APPROVED CONTRACTOR AT DEVELOPER'S EXPENSE.

 IF EXIST. REC. W/L IS A.C.P. D.I.P. OR P.V.C.
 HOT TAP EXISTING ___" REC. W/L WITH ___" x ___" TAPPING SLEEVE WITH ___" FxF R.S.G.V. BY EMWD'S APPROVED CONTRACTOR AT DEVELOPER'S EXPENSE. INSTALL ___" FxH ADAPTER, RESTRAIN (P.V.C. OR D.I.) OR WELD JOINTS (STEEL) AS REQUIRED.

NOTE: NO FxH ADAPTER REQUIRED IF NEW LINE IS STEEL

TEMP. END OF RECYCLED WATERLINE

